



Golden State Home Inspections

Inspection Report

Joe Homeowner

Property Address:
1234 Main Street
Yourtown, Ca 95123



Golden State Home Inspection

Craig Iden
PO Box 658
Folsom, Ca. 95763
800-441-0804



Table of Contents

[Cover Page](#)

[Table of Contents](#)

[Intro Page](#)

[1 Roofing](#)

[2 Exterior](#)

[3 Garage](#)

[4 Interiors](#)

[5 Structural Components](#)

[6 Plumbing System](#)

[7 Electrical System](#)

[8 Heating / Central Air Conditioning](#)

[9 Insulation and Ventilation](#)

[10 Built-In Kitchen Appliances](#)

[11 Lawn Sprinklers](#)

[General Summary](#)

[Invoice](#)

[Attachments](#)

[Inspection Agreement](#)

Date: 4/29/2008	Time: 04:00 PM	Report ID: 042908
Property: 1234 Main Street Yourtown, Ca 95123	Customer: Joe Homeowner	Real Estate Professional: Bob Agent

Comment Key or Definitions

The following definitions of comment descriptions represent this inspection report. All comments by the inspector should be considered before purchasing this home. Any recommendations by the inspector to repair or replace suggests a second opinion or further inspection by a qualified contractor. All costs associated with further inspection fees and repair or replacement of item, component or unit should be considered before you purchase the property.

Inspected (IN) = I visually observed the item, component or unit and if no other comments were made then it appeared to be functioning as intended allowing for normal wear and tear.

Not Inspected (NI) = I did not inspect this item, component or unit and made no representations of whether or not it was functioning as intended and will state a reason for not inspecting.

Not Present (NP) = This item, component or unit is not in this home or building.

Repair or Replace (RR) = The item, component or unit is not functioning as intended, or needs further inspection by a qualified contractor. Items, components or units that can be repaired to satisfactory condition may not need replacement.

In Attendance:
Customer and their agent

Type of building:
Single Family (1 story)

Approximate age of building:
1990

Temperature:
73

Weather:
sunny

Rain in last 3 days:
No

Radon Test:
No

Water Test:
No

1. Roofing

The home inspector shall observe: Roof covering; Roof drainage systems; Flashings; Skylights, chimneys, and roof penetrations; and Signs of leaks or abnormal condensation on building components. The home inspector shall: Describe the type of roof covering materials; and Report the methods used to observe the roofing. The home inspector is not required to: Walk on the roofing; or Observe attached accessories including but not limited to solar systems, antennae, and lightning arrestors.

	IN	NI	NP	RR	Styles & Materials
1.0 ROOF COVERINGS				X	Roof Covering: Wood shakes
1.1 FLASHINGS	X				Viewed roof covering from: Walked roof
1.2 SKYLIGHTS, CHIMNEYS AND ROOF PENETRATIONS				X	Sky Light(s): None
1.3 ROOF DRAINAGE SYSTEMS	X				Chimney (exterior): Wood
	IN	NI	NP	RR	

IN=Inspected, NI=Not Inspected, NP=Not Present, RR=Repair or Replace

Comments:

1.0 Roof material appears worn and weathered. Recommend replacement of roof certification.



1.0 Picture 1



1.0 Picture 2

1.1 Not fully visible.

1.2 Bottom of siding has moisture damage.



1.2 Picture 1

1.3 The gutters are full of debris in areas and needs to be cleaned. The debris in gutters can also conceal rust, deterioration or leaks that are not visible until cleaned, and I am unable to determine if such conditions exist.

The roof of the home was inspected and reported on with the above information. While the inspector makes every effort to find all areas of concern, some areas can go unnoticed. Roof coverings and skylights can appear to be leak proof during inspection and weather conditions. Our inspection makes an attempt to find a leak but sometimes cannot. Please be aware that the inspector has your best interest in mind. Any repair items mentioned in this report should be considered before purchase. It is recommended that qualified contractors be used in your further inspection or repair issues as it relates to the comments in this inspection report.

2. Exterior

The home inspector shall observe: Wall cladding, flashings, and trim; Entryway doors and a representative number of windows; Garage door operators; Decks, balconies, stoops, steps, areaways, porches and applicable railings; Eaves, soffits, and fascias; and Vegetation, grading, drainage, driveways, patios, walkways, and retaining walls with respect to their effect on the condition of the building. The home inspector shall: Describe wall cladding materials; Operate all entryway doors and a representative number of windows; Operate garage doors manually or by using permanently installed controls for any garage door operator; Report whether or not any garage door operator will automatically reverse or stop when meeting reasonable resistance during closing; and Probe exterior wood components where deterioration is suspected. The home inspector is not required to observe: Storm windows, storm doors, screening, shutters, awnings, and similar seasonal accessories; Fences; Presence of safety glazing in doors and windows; Garage door operator remote control transmitters; Geological conditions; Soil conditions; Recreational facilities (including spas, saunas, steam baths, swimming pools, tennis courts, playground equipment, and other exercise, entertainment, or athletic facilities); Detached buildings or structures; or Presence or condition of buried fuel storage tanks. The home inspector is not required to: Move personal items, panels, furniture, equipment, plant life, soil, snow, ice or debris that obstructs access or visibility.

	IN	NI	NP	RR	Styles & Materials
2.0 WALL CLADDING FLASHING AND TRIM				X	Siding Style: T-111
2.1 DOORS (Exterior)				X	Siding Material: Wood
2.2 WINDOWS				X	Exterior Entry Doors: Steel
2.3 DECKS, BALCONIES, STOOPS, STEPS, AREAWAYS, PORCHES, PATIO/ COVER AND APPLICABLE RAILINGS	X				Appurtenance: Patio
2.4 VEGETATION, GRADING, DRAINAGE, DRIVEWAYS, PATIO FLOOR, WALKWAYS AND RETAINING WALLS (With respect to their effect on the condition of the building)				X	Driveway: Concrete
2.5 EAVES, SOFFITS AND FASCIAS	X				
2.6 ADDITIONAL BUILDINGS ON PROPERTY			X		

IN=Inspected, NI=Not Inspected, NP=Not Present, RR=Repair or Replace

Comments:

2.0 The Wood siding at the exterior deteriorated in various areas. Further deterioration can occur if not corrected. A qualified contractor should inspect and repair as needed I recommend prep and paint using a qualified contractor.



2.0 Picture 1



2.0 Picture 2

2.1 Top of front door jamb is damaged.



2.1 Picture 1

2.2 The glazing between glass panes are failing at window left of front door. It is possible others may have failed but are not visible due to conditions at time of inspection. Several screens are missing.



2.2 Picture 1

2.3 The concrete floor on the patio at the front, rear and sides of home has cracked in some areas (which are cosmetic). Water can cause further deterioration if not repaired and sealed properly. A qualified person should repair or replace as needed.

2.4 Sidewalk at front is cracked and could possibly be a trip hazard. Monitor tree roots.



2.4 Picture 1

2.5 The paint on trim is failing. I recommend prep and paint at the exterior.

The exterior of the home was inspected and reported on with the above information. While the inspector makes every effort to find all areas of concern, some areas can go unnoticed. Please be aware that the inspector has your best interest in mind. Any repair items mentioned in this report should be considered before purchase. It is recommended that qualified contractors be used in your further inspection or repair issues as it relates to the comments in this inspection report.

3. Garage

	IN	NI	NP	RR
3.0 GARAGE CEILINGS				X
3.1 GARAGE WALLS (INCLUDING FIREWALL SEPARATION)	X			
3.2 GARAGE FLOOR	X			
3.3 GARAGE DOOR (S)				X
3.4 OCCUPANT DOOR FROM GARAGE TO INSIDE HOME				X
3.5 GARAGE DOOR OPERATORS (Report whether or not doors will reverse when met with resistance)	X			

Styles & Materials
 Garage Door Type:
 One automatic
 Garage Door Material:
 Metal
 Auto-opener Manufacturer:
 N/A

IN NI NP RR

IN=Inspected, NI=Not Inspected, NP=Not Present, RR=Repair or Replace

Comments:

3.0 Attic access does not appear to be fire rated.



3.0 Picture 1

3.1 Vent screen is missing or damaged.




3.1 Picture 1

3.2 The concrete floor of garage is cracked in areas. These cracks do not appear significant and seem typical. .

3.3 The garage door at the top is cracked.. Further deterioration may occur if not repaired. A qualified contractor should inspect and repair as needed. Side door has pet door installed and is worn.



3.3 Picture 1



3.3 Picture 2

3.4 Door appears to be delaminating on both sides.

3.5 The garage door will reverse when met with resistance.

4. Interiors

The home inspector shall observe: Walls, ceiling, and floors; Steps, stairways, balconies, and railings; Counters and a representative number of installed cabinets; and A representative number of doors and windows. The home inspector shall: Operate a representative number of windows and interior doors; and Report signs of abnormal or harmful water penetration into the building or signs of abnormal or harmful condensation on building components. The home inspector is not required to observe: Paint, wallpaper, and other finish treatments on the interior walls, ceilings, and floors; Carpeting; or Draperies, blinds, or other window treatments.

	IN	NI	NP	RR
4.0 CEILINGS				X
4.1 WALLS				X
4.2 FLOORS				X
4.3 STEPS, STAIRWAYS, BALCONIES AND RAILINGS			X	
4.4 COUNTERS AND A REPRESENTATIVE NUMBER OF CABINETS	X			
4.5 DOORS (REPRESENTATIVE NUMBER)				X
4.6 WINDOWS (REPRESENTATIVE NUMBER)				X

Styles & Materials

Ceiling Materials:

Drywall

Wall Material:

Drywall

Wallpaper

Floor Covering(s):

Tile

Unfinished

Vinyl

Interior Doors:

Hollow core

Raised panel

IN NI NP RR

Window Types:

Single-hung

Sliders

Window Manufacturer:

UNKNOWN

Cabinetry:

Wood

Countertop:

Tile

Cultured marble

IN=Inspected, NI=Not Inspected, NP=Not Present, RR=Repair or Replace

Comments:

4.0 The Drywall on the ceiling shows repair signs at the Utility room. Completion of repairs are needed. A qualified person should repair or replace as needed.



4.0 Picture 1

4.1 The sheetrock on the wall shows wet stains indicating moisture or intrusion did or still may occur at the Master Bedroom. The moisture meter was used and it did not indicate an active leak. A qualified person should repair or replace as needed.



4.1 Picture 1

4.2 The vinyl and tile are cracked or damaged at the home. Repairs are needed. A qualified contractor should inspect and repair as needed. Other floor coverings are missing.



4.2 Picture 1



4.2 Picture 2

4.4 Tile Countertop has minor cracks in kitchen. This is a cosmetic issue for your information. Recommend repair or replace as necessary.

4.5 Master bedroom door is damaged.



4.5 Picture 1

4.6 One window cloudy (lost seal) at the main entry. In order to correct the cloudy appearance of glass, a replacement of glass pane or the unit will be necessary. A qualified person should repair or replace as needed. Same window does not operate correctly. Recommend repairs.



4.6 Picture 1

The interior of the home was inspected and reported on with the above information. While the inspector makes every effort to find all areas of concern, some areas can go unnoticed. The inspection did not involve moving furniture and inspecting behind furniture, area rugs or areas obstructed from view. Please be aware that the inspector has your best interest in mind. Any repair items mentioned in this report should be considered before purchase. It is recommended that qualified contractors be used in your further inspection or repair issues as it relates to the comments in this inspection report.

5. Structural Components

The Home Inspector shall observe structural components including foundations, floors, walls, columns or piers, ceilings and roof. The home inspector shall describe the type of Foundation, floor structure, wall structure, columns or piers, ceiling structure, roof structure. The home inspector shall: Probe structural components where deterioration is suspected; Enter under floor crawl spaces, basements, and attic spaces except when access is obstructed, when entry could damage the property, or when dangerous or adverse situations are suspected; Report the methods used to observe under floor crawl spaces and attics; and Report signs of abnormal or harmful water penetration into the building or signs of abnormal or harmful condensation on building components. The home inspector is not required to: Enter any area or perform any procedure that may damage the property or its components or be dangerous to or adversely effect the health of the home inspector or other persons.

	IN	NI	NP	RR
5.0 FOUNDATIONS, BASEMENTS AND CRAWLSPACES (Report signs of abnormal or harmful water penetration into the building or signs of abnormal or harmful condensation on building components.)			X	
5.1 WALLS (Structural)	X			
5.2 COLUMNS OR PIERS			X	
5.3 FLOORS (Structural)				X
5.4 CEILINGS (structural)	X			
5.5 ROOF STRUCTURE AND ATTIC	X			

Styles & Materials
Foundation:
 Poured concrete
Method used to observe Crawlspace:
 No crawlspace
Floor Structure:
 Slab
Wall Structure:
 Wood
Ceiling Structure:
 2X4
Roof Structure:
 Engineered wood trusses
Roof-Type:
 Hip
Method used to observe attic:
 Walked
Attic info:
 Attic access

IN=Inspected, NI=Not Inspected, NP=Not Present, RR=Repair or Replace

Comments:

5.3 Excessive crack in slab does not appear to have current movement however, evaluation from a qualified engineer is recommended for a more conclusive prediction of future conditions.



5.3 Picture 1



5.3 Picture 2

5.5 One section of batt insulation has fallen in attic above hall entry.



5.5 Picture 1

The structure of the home was inspected and reported on with the above information. While the inspector makes every effort to find all areas of concern, some areas can go unnoticed. Please be aware that the inspector has your best interest in mind. Any repair items mentioned in this report should be considered before purchase. It is recommended that qualified contractors be used in your further inspection or repair issues as it relates to the comments in this inspection report.

6. Plumbing System

The home inspector shall observe: Interior water supply and distribution system, including: piping materials, supports, and insulation; fixtures and faucets; functional flow; leaks; and cross connections; Interior drain, waste, and vent system, including: traps, drain, waste, and vent piping; piping supports and pipe insulation; leaks; and functional drainage; Hot water systems including: water heating equipment, normal operating controls; automatic safety controls; and chimneys, flues, and vents; Fuel storage and distribution systems including: interior fuel storage equipment, supply piping, venting, and supports; leaks; and Sump pumps. The home inspector shall describe: Water supply and distribution piping materials; Drain, waste, and vent piping materials; Water heating equipment; and Location of main water supply shutoff device. The home inspector shall operate all plumbing fixtures, including their faucets and all exterior faucets attached to the house, except where the flow end of the faucet is connected to an appliance. The home inspector is not required to: State the effectiveness of anti-siphon devices; Determine whether water supply and waste disposal systems are public or private; Operate automatic safety controls; Operate any valve except water closet flush valves, fixture faucets, and hose faucets; Observe: Water conditioning systems; Fire and lawn sprinkler systems; On-site water supply quantity and quality; On-site waste disposal systems; Foundation irrigation systems; Spas, except as to functional flow and functional drainage; Swimming pools; Solar water heating equipment; or Observe the system for proper sizing, design, or use of proper materials.

	IN	NI	NP	RR	Styles & Materials
6.0 PLUMBING DRAIN, WASTE AND VENT SYSTEMS				X	Water Source: Public
6.1 PLUMBING WATER SUPPLY AND DISTRIBUTION SYSTEMS AND FIXTURES				X	Plumbing Water Supply (into home): Copper
6.2 HOT WATER SYSTEMS, CONTROLS, CHIMNEYS, FLUES AND VENTS	X				Plumbing Water Distribution (inside home): Not visible
6.3 MAIN WATER SHUT-OFF DEVICE (Describe location)	X				Plumbing Waste: ABS
6.4 FUEL STORAGE AND DISTRIBUTION SYSTEMS (Interior fuel storage, piping, venting, supports, leaks)	X				Water Heater Power Source: Gas (quick recovery)
6.5 MAIN FUEL SHUT OFF (Describe Location)	X				Water Heater Capacity: 40 Gallon (1-2 people)
6.6 SUMP PUMP			X		

IN=Inspected, NI=Not Inspected, NP=Not Present, RR=Repair or Replace

Comments:

6.0 Not fully visible. Moisture damage under sinks. Slow drain at right master sink.



6.0 Picture 1



6.0 Picture 2

6.1 Bathroom sinks are damaged or rusted in both bathrooms and kitchen. Shower head missing from master



6.1 Picture 1



6.1 Picture 2



6.1 Picture 3



6.1 Picture 4

6.2 The flame/burner for water heater needs servicing (charred deposits). This is a maintenance issue and should be repaired. A qualified person should repair or replace as needed.

6.3 Located at the front of house. 65 PSI

6.4 Not fully visible.

6.5 Gas meter located on north side of house.

The plumbing in the home was inspected and reported on with the above information. While the inspector makes every effort to find all areas of concern, some areas can go unnoticed. Washing machine drain line for example cannot be checked for leaks or the ability to handle the volume during drain cycle. Older homes with galvanized supply lines or cast iron drain lines can be obstructed and barely working during an inspection but then fails under heavy use. If the water is turned off or not used for periods of time (like a vacant home waiting for closing) rust or deposits within the pipes can further clog the piping system. Please be aware that the inspector has your best interest in mind. Any repair items mentioned in this report should be considered before purchase. It is recommended that qualified contractors be used in your further inspection or repair issues as it relates to the comments in this inspection report.

7. Electrical System

The home inspector shall observe: Service entrance conductors; Service equipment, grounding equipment, main over current device, and main and distribution panels; Amperage and voltage ratings of the service; Branch circuit conductors, their over current devices, and the compatibility of their ampacities and voltages; The operation of a representative number of installed ceiling fans, lighting fixtures, switches and receptacles located inside the house, garage, and on the dwelling's exterior walls; The polarity and grounding of all receptacles within six feet of interior plumbing fixtures, and all receptacles in the garage or carport, and on the exterior of inspected structures; The operation of ground fault circuit interrupters; and Smoke detectors. The home inspector shall describe: Service amperage and voltage; Service entry conductor materials; Service type as being overhead or underground; and Location of main and distribution panels. The home inspector shall report any observed aluminum branch circuit wiring. The home inspector shall report on presence or absence of smoke detectors, and operate their test function, if accessible, except when detectors are part of a central system. The home inspector is not required to: Insert any tool, probe, or testing device inside the panels; Test or operate any over current device except ground fault circuit interrupters; Dismantle any electrical device or control other than to remove the covers of the main and auxiliary distribution panels; or Observe: Low voltage systems; Security system devices, heat detectors, or carbon monoxide detectors; Telephone, security, cable TV, intercoms, or other ancillary wiring that is not a part of the primary electrical distribution system; or Built-in vacuum equipment.

	IN	NI	NP	RR	Styles & Materials
7.0 SERVICE ENTRANCE CONDUCTORS	X				Electrical Service Conductors: Below ground Copper
7.1 SERVICE AND GROUNDING EQUIPMENT, MAIN OVERCURRENT DEVICE, MAIN AND DISTRIBUTION PANELS	X				Panel capacity: 200 AMP
7.2 BRANCH CIRCUIT CONDUCTORS, OVERCURRENT DEVICES AND COMPATIBILITY OF THEIR AMPERAGE AND VOLTAGE	X				Panel Type: Circuit breakers
7.3 CONNECTED DEVICES AND FIXTURES (Observed from a representative number operation of ceiling fans, lighting fixtures, switches and receptacles located inside the house, garage, and on the dwelling's exterior walls)				X	Branch wire 15 and 20 AMP: Copper
7.4 POLARITY AND GROUNDING OF RECEPTACLES WITHIN 6 FEET OF INTERIOR PLUMBING FIXTURES, AND ALL RECEPTACLES IN GARAGE, CARPORT, EXTERIOR WALLS OF INSPECTED STRUCTURE	X				Wiring Methods: Romex
7.5 OPERATION OF GFCI (GROUND FAULT CIRCUIT INTERRUPTERS)	X				
7.6 LOCATION OF MAIN AND DISTRIBUTION PANELS	X				
7.7 SMOKE DETECTORS				X	
7.8 CARBON MONOXIDE DETECTORS				X	

IN=Inspected, NI=Not Inspected, NP=Not Present, RR=Repair or Replace

Comments:

7.0 One exterior outlet at rear missing exterior rated cover and another is damaged. GFCI outlet in garage is not secured.



7.0 Picture 1




7.0 Picture 2



7.0 Picture 3

7.2 Top 30amp breaker is mislabeled "A/C" and has no wires installed for this breaker.

7.3 Bedroom 2 ceiling fan missing blades. Master ceiling fan did not operate under normal controls. Pull cords missing may indicate there is a missing remote control. Wires in attic need to be placed in junction box and install cover.



7.3 Picture 1

7.6 Located on north side of house.

7.7 The smoke detector has been disconnected intentionally at the common hallway to bedrooms. Without a working smoke detector in your home you have no first alert to a possible fire. I recommend repair or replace as needed using a qualified person.

7.8 There is no carbon monoxide detector found in home. It is recommended that one be installed according to the manufacturer's instructions.

The electrical system of the home was inspected and reported on with the above information. While the inspector makes every effort to find all areas of concern, some areas can go unnoticed. Outlets were not removed and the inspection was only visual. Any outlet not accessible (behind the refrigerator for example) was not inspected or accessible. Please be aware that the inspector has your best interest in mind. Any repair items mentioned in this report should be considered before purchase. It is recommended that qualified contractors be used in your further inspection or repair issues as it relates to the comments in this inspection report.

8. Heating / Central Air Conditioning

The home inspector shall observe permanently installed heating and cooling systems including: Heating equipment; Cooling Equipment that is central to home; Normal operating controls; Automatic safety controls; Chimneys, flues, and vents, where readily visible; Solid fuel heating devices; Heat distribution systems including fans, pumps, ducts and piping, with supports, insulation, air filters, registers, radiators, fan coil units, convectors; and the presence of an installed heat source in each room. The home inspector shall describe: Energy source; and Heating equipment and distribution type. The home inspector shall operate the systems using normal operating controls. The home inspector shall open readily openable access panels provided by the manufacturer or installer for routine homeowner maintenance. The home inspector is not required to: Operate heating systems when weather conditions or other circumstances may cause equipment damage; Operate automatic safety controls; Ignite or extinguish solid fuel fires; or Observe: The interior of flues; Fireplace insert flue connections; Humidifiers; Electronic air filters; or The uniformity or adequacy of heat supply to the various rooms.

		I	N	NI	NP	RR	Styles & Materials
8.0	HEATING EQUIPMENT	X					Heat Type: Forced Air
8.1	NORMAL OPERATING CONTROLS	X					Energy Source: Gas
8.2	AUTOMATIC SAFETY CONTROLS	X					Number of Heat Systems (excluding wood): One
8.3	DISTRIBUTION SYSTEMS (including fans, pumps, ducts and piping, with supports, insulation, air filters, registers, radiators, fan coil units and convectors)					X	Ductwork: Insulated
8.4	PRESENCE OF INSTALLED HEAT SOURCE IN EACH ROOM	X					Filter Type: Disposable
8.5	CHIMNEYS, FLUES AND VENTS (for fireplaces, gas water heaters or heat systems)	X					Types of Fireplaces: Solid Fuel
8.6	SOLID FUEL HEATING DEVICES (Fireplaces, Woodstove)					X	Operable Fireplaces: One
8.7	GAS/LP FIRELOGS AND FIREPLACES	X					Number of Woodstoves: None
8.8	COOLING AND AIR HANDLER EQUIPMENT	X					Cooling Equipment Type: Air conditioner unit
8.9	NORMAL OPERATING CONTROLS	X					Cooling Equipment Energy Source: Electricity
8.10	PRESENCE OF INSTALLED COOLING SOURCE IN EACH ROOM	X					Number of AC Only Units: One

I=Inspected, NI=Not Inspected, NP=Not Present, RR=Repair or Replace

Comments:

8.3 Return air filter needs replacement. Burn chamber has soot and rust. Recommend cleaning. Cooling fins on condenser and insulation on refrigerant line are damaged.



8.3 Picture 1

8.5 Recommend cleaning flue.

8.6 Rear fireplace panel inside fireplace is cracked and needs replacement.

The heating and cooling system of this home was inspected and reported on with the above information. While the inspector makes every effort to find all areas of concern, some areas can go unnoticed. The inspection is not meant to be technically exhaustive. The inspection does not involve removal and inspection behind service door or dismantling that would otherwise reveal something only a licensed heat contractor would discover. Please be aware that the inspector has your best interest in mind. Any repair items mentioned in this report should be considered before purchase. It is recommended that qualified contractors be used in your further inspection or repair issues as it relates to the comments in this inspection report.

9. Insulation and Ventilation

The home inspector shall observe: Insulation and vapor retarders in unfinished spaces; Ventilation of attics and foundation areas; Kitchen, bathroom, and laundry venting systems; and the operation of any readily accessible attic ventilation fan, and, when temperature permits, the operation of any readily accessible thermostatic control. The home inspector shall describe: Insulation in unfinished spaces; and Absence of insulation in unfinished space at conditioned surfaces. The home inspector shall: Move insulation where readily visible evidence indicates the need to do so; and Move insulation where chimneys penetrate roofs, where plumbing drain/waste pipes penetrate floors, adjacent to earth filled stoops or porches, and at exterior doors. The home inspector is not required to report on: Concealed insulation and vapor retarders; or Venting equipment that is integral with household appliances.

		IN	NI	NP	RR	Styles & Materials
9.0	INSULATION IN ATTIC	X				Attic Insulation: Cellulose
9.1	INSULATION UNDER FLOOR SYSTEM			X		Ventilation: Gable vents
9.2	VAPOR RETARDERS (ON GROUND IN CRAWLSPACE OR BASEMENT)		X			Exhaust Fans: Fan with light
9.3	VENTILATION OF ATTIC AND FOUNDATION AREAS	X				Dryer Power Source: 220 Electric Gas Connection
9.4	VENTING SYSTEMS (Kitchens, baths and laundry)	X				Dryer Vent: Unknown
9.5	VENTILATION FANS AND THERMOSTATIC CONTROLS (ATTIC)			X		

IN=Inspected, NI=Not Inspected, NP=Not Present, RR=Repair or Replace

Comments:

9.3 Attic only

9.4 Some fans need securing to ceiling.

The insulation and ventilation of the home was inspected and reported on with the above information. While the inspector makes every effort to find all areas of concern, some areas can go unnoticed. Venting of exhaust fans or clothes dryer cannot be fully inspected and bends or obstructions can occur without being accessible or visible (behind wall and ceiling coverings). Only insulation that is visible was inspected. Please be aware that the inspector has your best interest in mind. Any repair items mentioned in this report should be considered before purchase. It is recommended that qualified contractors be used in your further inspection or repair issues as it relates to the comments in this inspection report.

10. Built-In Kitchen Appliances

The home inspector shall observe and operate the basic functions of the following kitchen appliances: Permanently installed dishwasher, through its normal cycle; Range, cook top, and permanently installed oven; Trash compactor; Garbage disposal; Ventilation equipment or range hood; and Permanently installed microwave oven. The home inspector is not required to observe: Clocks, timers, self-cleaning oven function, or thermostats for calibration or automatic operation; Non built-in appliances; or Refrigeration units. The home inspector is not required to operate: Appliances in use; or Any appliance that is shut down or otherwise inoperable.

		IN	NI	NP	RR	Styles & Materials
10.0	DISHWASHER	X				Trash Compactors: NONE
10.1	RANGES/OVENS/COOKTOPS	X				
10.2	RANGE HOOD	X				
10.3	TRASH COMPACTOR			X		
10.4	FOOD WASTE DISPOSER	X				
10.5	MICROWAVE COOKING EQUIPMENT	X				

IN=Inspected, NI=Not Inspected, NP=Not Present, RR=Repair or Replace

Comments:

10.0 Missing air gap cover


The built-in appliances of the home were inspected and reported on with the above information. While the inspector makes every effort to find all areas of concern, some areas can go unnoticed. Please be aware that the inspector has your best interest in mind. Any repair items mentioned in this report should be considered before purchase. It is recommended that qualified contractors be used in your further inspection or repair issues as it relates to the comments in this inspection report.

11. Lawn Sprinklers

		IN	NI	NP	RR
11.0	SPRINKLER OPERATION				X
11.1	CONTROLLERS		X		
11.2	ROTARY HEADS		X		
11.3	VISIBLE CONNECTIONS OR CLAMPS		X		
11.4	SENSORS		X		

IN=Inspected, NI=Not Inspected, NP=Not Present, RR=Repair or Replace

Comments:

 **11.0** Broken head at front planter. Low pressure at front lawn. Rear valves leak and are not functional. Automatic timers not inspected.



11.0 Picture 1

General Summary



Golden State Home Inspections

Golden State Home Inspection

PO Box 658
Folsom, Ca. 95763
800-441-0804

Customer
Joe Homeowner

Address
1234 Main Street
Yourtown, Ca 95123

The following items or discoveries indicate that these systems or components **do not function as intended** or **adversely affects the habitability of the dwelling**; or **warrants further investigation by a specialist**, or **requires subsequent observation**. This summary shall not contain recommendations for routine upkeep of a system or component to keep it in proper functioning condition or recommendations to upgrade or enhance the function or efficiency of the home. This Summary is not the entire report. The complete report may include additional information of concern to the customer. It is recommended that the customer read the complete report.

1. Roofing

1.0 ROOF COVERINGS

Repair or Replace

- 📌 Roof material appears worn and weathered. Recommend replacement of roof certification.



1.0 Picture 1



1.0 Picture 2

1.2 SKYLIGHTS, CHIMNEYS AND ROOF PENETRATIONS

Repair or Replace

- 📌 Bottom of siding has moisture damage.

1. Roofing



1.2 Picture 1

2. Exterior

2.0 WALL CLADDING FLASHING AND TRIM

Repair or Replace

The Wood siding at the exterior deteriorated in various areas. Further deterioration can occur if not corrected. A qualified contractor should inspect and repair as needed I recommend prep and paint using a qualified contractor.



2.0 Picture 1



2.0 Picture 2

2.1 DOORS (Exterior)

Repair or Replace

Top of front door jamb is damaged.




2.1 Picture 1

2.2 WINDOWS

Repair or Replace

The glazing between glass panes are failing at window left of front door. It is possible others may have failed but are not visible due to conditions at time of inspection. Several screens are missing.



2.2 Picture 1

2.4 VEGETATION, GRADING, DRAINAGE, DRIVEWAYS, PATIO FLOOR, WALKWAYS AND RETAINING WALLS (With respect to their effect on the condition of the building)

Repair or Replace

Sidewalk at front is cracked and could possibly be a trip hazard. Monitor tree roots.



2.4 Picture 1

3. Garage

3.0 GARAGE CEILINGS

Repair or Replace

- ⬆ Attic access does not appear to be fire rated.



3.0 Picture 1

3.3 GARAGE DOOR (S)

Repair or Replace

- ⬆ The garage door at the top is cracked. Further deterioration may occur if not repaired. A qualified contractor should inspect and repair as needed. Side door has pet door installed and is worn.



3.3 Picture 1



3.3 Picture 2

3.4 OCCUPANT DOOR FROM GARAGE TO INSIDE HOME

Repair or Replace

- ⬆ Door appears to be delaminating on both sides.

4. Interiors

4.0 CEILINGS

Repair or Replace

- ⬆ The Drywall on the ceiling shows repair signs at the Utility room. Completion of repairs are needed. A qualified person should repair or replace as needed.



4.0 Picture 1

4.1 WALLS

Repair or Replace

- ⬆ The sheetrock on the wall shows wet stains indicating moisture or intrusion did or still may occur at the Master Bedroom. The moisture meter was used and it did not indicate an active leak. A qualified person should repair or replace as needed.



4.1 Picture 1

4.2 FLOORS

Repair or Replace

- ⬆ The vinyl and tile are cracked or damaged at the home. Repairs are needed. A qualified contractor should inspect and repair as needed. Other floor coverings are missing.

4. Interiors



4.2 Picture 1



4.2 Picture 2

4.5 DOORS (REPRESENTATIVE NUMBER)

Repair or Replace

- Master bedroom door is damaged.



4.5 Picture 1

4.6 WINDOWS (REPRESENTATIVE NUMBER)

Repair or Replace

- One window cloudy (lost seal) at the main entry. In order to correct the cloudy appearance of glass, a replacement of glass pane or the unit will be necessary. A qualified person should repair or replace as needed. Same window does not operate correctly. Recommend repairs.



4.6 Picture 1

5. Structural Components

5.3 FLOORS (Structural)

Repair or Replace

- Excessive crack in slab does not appear to have current movement however, evaluation from a qualified engineer is recommended for a more conclusive prediction of future conditions.



5.3 Picture 1



5.3 Picture 2

6. Plumbing System

6.0 PLUMBING DRAIN, WASTE AND VENT SYSTEMS

Repair or Replace

- Not fully visible. Moisture damage under sinks. Slow drain at right master sink.

6. Plumbing System



6.0 Picture 1



6.0 Picture 2

6.1 PLUMBING WATER SUPPLY AND DISTRIBUTION SYSTEMS AND FIXTURES

Repair or Replace

- Bathroom sinks are damaged or rusted in both bathrooms and kitchen. Shower head missing from master



6.1 Picture 1



6.1 Picture 2



6.1 Picture 3




6.1 Picture 4

7. Electrical System

- 7.3 CONNECTED DEVICES AND FIXTURES (Observed from a representative number operation of ceiling fans, lighting fixtures, switches and receptacles located inside the house, garage, and on the dwelling's exterior walls)

Repair or Replace

- Bedroom 2 ceiling fan missing blades. Master ceiling fan did not operate under normal controls. Pull cords missing may indicate there is a missing remote control. Wires in attic need to be placed in junction box and install cover.



7.3 Picture 1

7.7 SMOKE DETECTORS

Repair or Replace

- The smoke detector has been disconnected intentionally at the common hallway to bedrooms. Without a working smoke detector in your home you have no first alert to a possible fire. I recommend repair or replace as needed using a qualified person.

8. Heating / Central Air Conditioning

- 8.3 DISTRIBUTION SYSTEMS (including fans, pumps, ducts and piping, with supports, insulation, air filters, registers, radiators, fan coil units and convectors)

Repair or Replace

- Return air filter needs replacement. Burn chamber has soot and rust. Recommend cleaning. Cooling fins on condenser and insulation on refrigerant line are damaged.


8. Heating / Central Air Conditioning



8.3 Picture 1

8.6 SOLID FUEL HEATING DEVICES (Fireplaces, Woodstove)


Repair or Replace

-  Rear fireplace panel inside fireplace is cracked and needs replacement.

11. Lawn Sprinklers

11.0 SPRINKLER OPERATION

Repair or Replace

-  Broken head at front planter. Low pressure at front lawn. Rear valves leak and are not functional. Automatic timers not inspected.



11.0 Picture 1

Home inspectors are not required to report on the following: Life expectancy of any component or system; The causes of the need for a repair; The methods, materials, and costs of corrections; The suitability of the property for any specialized use; Compliance or non-compliance with codes, ordinances, statutes, regulatory requirements or restrictions; The market value of the property or its marketability; The advisability or inadvisability of purchase of the property; Any component or system that was not observed; The presence or absence of pests such as wood damaging organisms, rodents, or insects; or Cosmetic items, underground items, or items not permanently installed. Home inspectors are not required to: Offer warranties or guarantees of any kind; Calculate the strength, adequacy, or efficiency of any system or component; Enter any area or perform any procedure that may damage the property or its components or be dangerous to the home inspector or other persons; Operate any system or component that is shut down or otherwise inoperable; Operate any system or component that does not respond to normal operating controls; Disturb insulation, move personal items, panels, furniture, equipment, plant life, soil, snow, ice, or debris that obstructs access or visibility; Determine the presence or absence of any suspected adverse environmental condition or hazardous substance, including but not limited to mold, toxins, carcinogens, noise, contaminants in the building or in soil, water, and air; Determine the effectiveness of any system installed to control or remove suspected hazardous substances; Predict future condition, including but not limited to failure of components; Since this report is provided for the specific benefit of the customer(s), secondary readers of this information should hire a licensed inspector to perform an inspection to meet their specific needs and to obtain current information concerning this property.

Prepared Using HomeGauge <http://www.homegauge.com> SHGI (c) 2000-2007 : Licensed To Golden State Home Inspection

INV



Golden State Home Inspections

Golden State Home Inspection
 PO Box 658
 Folsom, Ca. 95763
 800-441-0804
 Inspected By: Craig Iden

Inspection Date: 4/29/2008
 Report ID: 042908

Customer Info:	Inspection Property:
Joe Homeowner	1234 Main Street Yourtown, Ca 95123
Customer's Real Estate Professional: Bob Agent	

Inspection Fee:

Service	Price	Amount	Sub-Total
			Tax \$0.00
			Total Price \$325.00

Payment Method: Check
 Payment Status: Paid
 Note:



Golden State Home Inspection

**PO Box 658
Folsom, Ca. 95763
800-441-0804**

Report Attachments

ATTENTION: This inspection report is incomplete without reading the information included herein at these links/attachments. Note If you received a printed version of this page and did not receive a copy of the report through the internet please contact your inspector for a printed copy of the attachments

This sample agreement is provided as a reference and should be edited as necessary to produce a final inspection agreement for your business.

Note: Some items must be removed or altered by the inspector (including this note) in order to be used by the inspector. This may involve re-wording, or copying and pasting from the other agreements. It is recommended that someone with a strong legal understanding review and modify your final agreement as necessary to meet your local area and business requirements. You can use the drop down list above to insert merge fields that will automatically populate as necessary.



Golden State Home Inspections

INSPECTION AGREEMENT

THIS IS A LEGALLY BINDING CONTRACT PLEASE READ IT CAREFULLY

Address of Structure to be Inspected: 1234 Main Street Yourtown Ca 95123

Inspection Fee: \$ 325.00

- Client requests a visual inspection of the structure identified at the above address by Golden State Home Inspection hereinafter collectively referred to as the "Company" and Client hereby represents and warrants that all approvals necessary have been secured for the Company's entrance on to the property.
- Client warrants that (a) Client has read this Agreement carefully, (b) Client understands the Client is bound by all the terms of this Agreement, and (c) Client will read the entire Inspection Report and follow every recommendation for repairs, maintenance, safety or further evaluation by a specialist. Furthermore, Client agrees that if such action is not undertaken and documented that the Company shall be held harmless for any subsequently alleged defects or deficiencies regarding that specific component/system or condition.
- CONFIDENTIAL REPORT:** Client understands that the inspection and the Inspection Report are performed and prepared for Client's sole, confidential use. Client agrees that Client will not transfer, disseminate or otherwise disclose any part of the Inspection Report to any other persons. The ONLY exceptions to this non-disclosure are as follows: (a) one copy may be provided to the current Seller (b) one copy may be provided to the Real Estate Agent directly representing Client and/or Client's lending institution for the use in the Client's transaction only, (c) one copy may be provided to the Attorney directly representing Client. IN THE EVENT THAT ANYONE OR ANY ENTITY CLAIMS DAMEGES AS RESULT OF THE RELIANCE UPON THE INSPECTION REPORT, AND SEEKS RECOMPENSE FOR SAID DAMEGES FROM THE COMPANY, Client agrees to indemnify, defend, and hold Company and/or Inspector harmless from any third party claims arising out of Client's unauthorized distribution of the Inspection Report, including, but not limited to, any claims caused by the alleged negligence, breach of contract, fraud, misrepresentation, or any other theory of liability of the company.
- Company agrees to perform a limited visual inspection of the structure at the above address and to provide Client with a written opinion as to the apparent general condition of the structure's components and systems, including identification of significant observable deficiencies, as they exist at the time of the inspection. The inspection will be performed in a manner consistent with the Standards of Practice of the American Society of Home Inspectors (ASHI). A copy of these standards is attached to the Inspection Agreement
- SCOPE OF INSPECTION:** The inspection only includes those systems and components expressly and specifically identified in the inspection report. Any area, which is not exposed to view, is concealed, is inaccessible because of soil, walls, floors, Carpets, ceilings, furnishings or any other thing, or those areas/items, which have been excluded is not included in this inspection. The inspection does not include any destructive testing or dismantling. In addition to the other LIMITATIONS provisions in this Agreement, Client agrees to assume all the risk for all conditions which are concealed from view at the time of the inspection or exist in any area excluded from inspection by the terms of this agreement. Maintenance and other items may be discussed but will NOT form a part of the inspection report. The following areas/items, systems and components are among those NOT INCLUDED in the scope of inspection:

Code or Zoning Violations/ Permit Research/ Building value appraisal/ADA compliance/ Repair cost estimates/ System or component installation/ Adequacy of efficiency of any system component/ prediction of life expectancy of any item/ Latent or concealed defects/ Structural, geological, soil, wave action or hydrological stability, survey, engineering, analysis or testing/ Soil condition/ Termites or other Wood Destroying Organisms, rodents or other pests/ Dry rot or fungus or the damage from or relating to the preceding/ Asbestos, radon gas, lead paint, mold, urea formaldehyde, toxic or flammable chemicals, water or air quality, PCB's or other toxins, electromagnetic fields, underground storage tanks, proximity to toxic waste sites, Sick Building Syndrome or other environmental or health hazards/ Spas/ hot tubs/ Swimming pools/ Saunas/ Steam baths/ Fountains or other types of or related systems or components/ Water softener or purifiers/ Private water or sewage systems/ Seawalls, docks, davits, boat lifts or other marine equipment/ Radio controlled devices/ Telephone and cable television wiring and service/ Automatic gates/ Elevators/ Lifts/ Dumbwaiters/ Thermostatic or time clock controls/ Radiant heat systems/ Furnace heat exchanger/ Solar heating systems/ Heat pump recovery units/ Gas appliances such as fire pits, barbecues, heaters, lamps, and pool heaters/ Main gas shut off valve/ Gas leaks/ Seismic or hurricane safety/ Flood zone determination/ Previous flood history/ Boundaries/ Easements or right of way/ Freestanding appliances and buildings and sheds/ Security system/ Fire safety/ Sprinkler Systems/ Low voltage and landscape lighting systems/ Personal property/ Items specifically noted as excluded in the inspection report/ Odors & noise or any adverse condition that may affect the desirability of the property/ Proximity of railroad tracks or airplane routes/ Unique or technically complex systems or components.

If inspection is desired in any of the areas/items, systems or components listed above, then Client shall contact the appropriate professionals. (Some of the above items may be included in this inspection for additional fees-check with your inspector)

If your inspector recommends consulting other specialized experts, client must do so at client's expense.

- CLIENT UNDERSTANDS THAT THE INSPECTION AND THE INSPECTION REPORT DO NOT, IN ANY WAY, CONSTITUTE A/N: (1) GUARANTEE, (2) WARRANTY OF MERCHANTABILITY OR FITNESS FOR A PARTICULAR PURPOSE, (3) EXPRESS OR IMPLIED WARRANTY, OR (4) INSURANCE POLICY. ADDITIONALLY, NEITHER THE INSPECTION NOR THE INSPECTION REPORT IS SUITABLE FOR ANY REAL ESTATE TRANSFER DISCLOSURES THAT MAY BE REQUIRED BY LAW.**
- The written report to be prepared by Company shall be considered the final and exclusive findings of Company of the structure. Client understands and agrees that Client will not rely on any oral statements made by the inspector prior or subsequent to the issuance of the written Inspection Report. Client further understands and agrees Company reserves the right to modify the inspection report for a period of time that shall not exceed two business days after the inspection report has first been delivered to the Client.
- LIMITATION ON LIABILITY:** It is agreed that the Company, its employees, officers, owners, and heirs, are not in anyway insurers of the property inspected and that payments for the inspection services provided herein are based solely upon the value of those services, and it is not the intention of the parties that the Company assume responsibility: (1) for any loss occasioned by malfeasance or misfeasance in the performance of the services under this Agreement, (2) for any loss or damage sustained through burglary, theft, robbery, fire or other cause, or (3) for any liability on the part of the Company by virtue of this Agreement or because of the relationship hereby established. If there shall, notwithstanding the above provision, at any time be, or arise, any liability on the part of the Company by virtue of this Agreement, or because of the relationship hereby established, whether due to the negligence, omission, breach of contract, misrepresentation of the Company or otherwise, such liability is, and shall be limited to, a sum equal to the price charged for the inspection service, which sum shall be paid and received as liquidated damages. Such liability is herein set forth as liquidated damages and not as a penalty, and this liability shall be complete and exclusive. **THE COMPANY MAKES NO WARRANTIES, EXPRESS OR IMPLIED, AND ANY SUCH WARRANTY IS SPECIFICALLY EXCLUDED AND DISCLAIMED.**

- 9. **DISPUTES:** Client understands and agrees that any claim for failure to accurately report the visually discernible conditions at the subject property, shall be made in writing and reported to the inspector within ten business days of discovery. Client further agrees that, with exception of emergency conditions, Client or Client's agents, employees or independent contractors will make NO alterations, modifications or repairs to the claimed discrepancy prior to a re-inspection by the Inspector. Client understands and agrees that any failure to notify the Inspector as stated above shall constitute a waiver of any and all claims for said failure to accurately report the condition in question.
- 10. **ARBITRATION:** It is agreed that any dispute, controversy, interpretation or claim, including claims for, but not limited to, breach of contract, any form of negligence, fraud or misrepresentation arising out of, from or related to, this contract or arising out of, from or related to, the inspection or inspection report, shall be submitted to final and binding arbitration under the Rules and Procedures of the Expedited Arbitration of Home Inspection Disputes of Construction Arbitration Services, Inc. The decision of the arbitrator appointed hereunder shall be final and binding and judgment on the award may be entered in any court of competent jurisdiction. **CLIENT UNDERSTANDS AND AGREES THAT IN ANY SUCH ARBITRATION, ALL OF THE LIMITATIONS OF LIABILITY PROVISIONS OF THIS AGREEMENT SHALL APPLY.**
- 11. Any legal action, including the arbitration proceeding more specifically described above, including, but not limited to, those proceedings involving claims sounding in tort or contract, against the Company, or its officers, agents or employees, must be brought within one (1) year from the date of the inspection, or same will be deemed waived and forever barred. Time is expressly of the essence herein. This time period may be shorter than otherwise provided for by law. It is agreed and understood that the arbitrator, in rendering any decision above, is to apply the laws of the State of Florida.
- 12. **ATTORNEY'S FEES:** The prevailing party in any dispute arising out of this agreement, the inspection, or Report(s) shall be awarded all reasonable attorney's fees, arbitrator fees and other costs.
- 13. **Client understands and agrees that if he or she is not present at the time of the inspection or do not sign this Inspection Agreement that this Agreement will become part of the Inspection Report, and therefore delivery of the Inspection Report to the Client (by mail, in person or via internet) will constitute acceptance of ALL the terms and conditions of this Agreement.**
- 14. **SEVERABILITY:** If any portion of this Agreement is found to be invalid or unenforceable by any court or arbitrator the remaining terms shall remain in full force and effect between the parties.
- 15. **PAYMENT: Payment is expected when the report is delivered.** A 10% late fee (per month) will be charged for all late payments. All costs, including but not limited to, collections, liens & legal fees to recover past due payments will be added to the customer final bill. A \$50.00 fee will be added to all returned checks.
- 16. **ENTIRE CONTRACT:** This Agreement represents the entire agreement between the parties. No oral agreements, understandings or representations shall change, modify or amend any part of this agreement No change or modification shall be enforceable against any party unless such changes or modifications are in writing and signed by the parties. This Agreement shall be binding upon and inure to the parties hereto and their spouses, heirs, executors, administrators, successors, assigns and representatives of any kind whatsoever.

I have read, understand and agree to all the terms and conditions of this contract and to pay the fee listed above.

Dated _____ Signature of Client _____
(One signature binds all)

Printed Name of Client: _____

Dated _____ For the Company Craig Iden

